




PhilaSUG newsletter

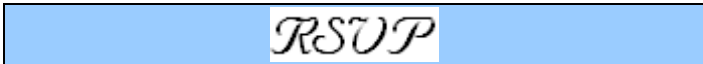


Spring 2009 Meeting Announcement

PhilaSUG Spring 2009 Meeting Tuesday, June 23rd

The Philadelphia Area SAS Users Group Spring Meeting will be on Tuesday, June 23, 2009 at 1:00 PM, and will be hosted by Saint Joseph's University, Erivan K. Haub School of Business. The meeting will be held in the Mandeville Hall Teletorium. A map and driving instructions are available later in the newsletter.

Registration will begin at 12:15 PM and the meeting will commence at 1 PM. Dues for the year are \$20. There are no other fees for attending PhilaSUG meetings. We will accept cash, but a check is preferred. If you are a student and present a current matriculation card, or you're an employee of our host, fees for this meeting will be waived. A tip – **to breeze through registration** – bring in the completed registration form found in the back of this newsletter to the meeting, otherwise registration can still be simplified if you attach a business card to a check or \$20 bill, as there is less writing and it will be more legible. Please do not mail in your registration fee beforehand. Receipts will be available at registration time.

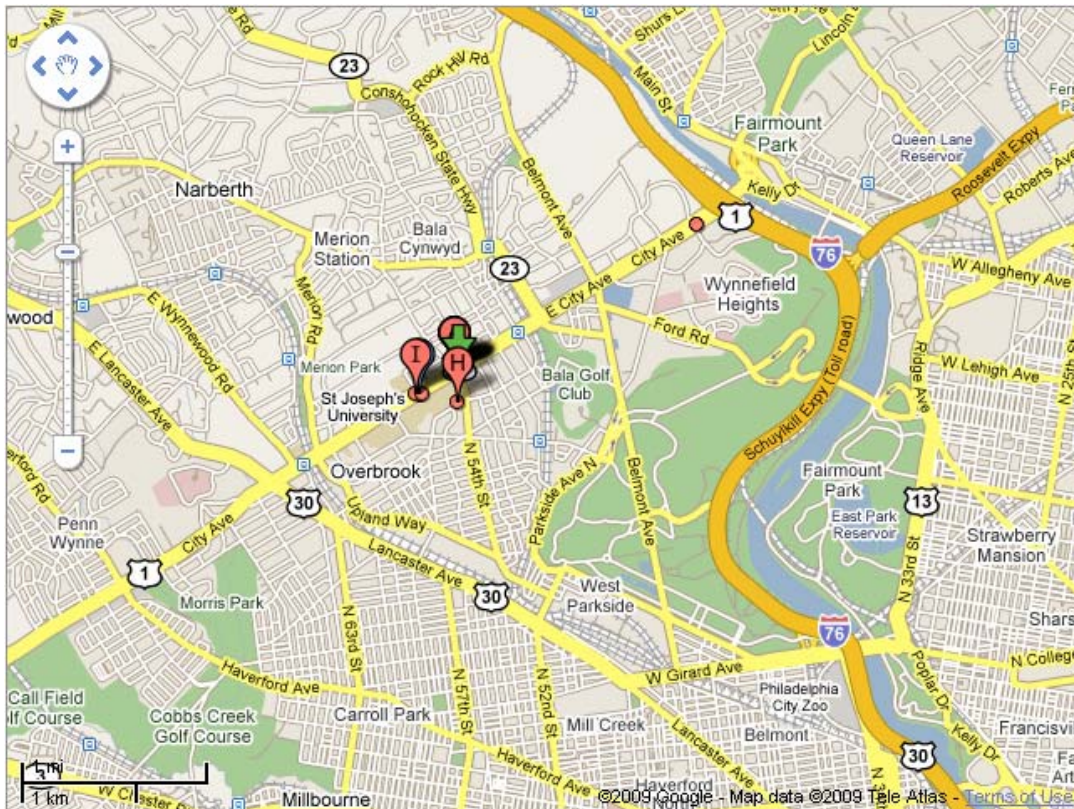


Please **RSVP no later than Monday, June 21st**. RSVPs in advance help to expedite security and food count, so if you will be attending, please complete the online PhilaSUG Meeting sign-up form found on our web site.

Agenda		PhilaSUG Spring Meeting	
		Saint Joseph's University Mandeville Hall Mandeville Teletorium Philadelphia, PA 19131	
The schedule is tentative and subject to change			
12:15 – 1:00		Registration, Posters and light lunch	
1:00 – 1:10		Opening Remarks	
1:10 – 2:00		Development on a Dime: Creating Your SAS Programming Environment, Michael Davis	
2:00 – 2:20		Effective Use of RETAIN Statement in SAS Programming, Yi Zhao	
2:20 – 2:50		Break, Posters, and refreshments	
2:50 – 3:05		Open Forum	
3:05 – 3:25		Table Lookups: Getting Started With Proc Format, John Cohen	
3:25 – 4:15		Using PROC RANK and PROC UNIVARIATE to Rank or Decile, Jonas Bilenas	
Posters will be on display throughout the meeting. Authors will be present alongside their posters during registration and the break for questions and discussions.			
Abstracts and bios are found later in the newsletter.			

The presenters and the PhilaSUG Executive Committee will adjourn for dinner at a nearby restaurant when the meeting concludes. You are invited to join us. The location will be announced at the meeting.

Directions to Meeting Site – St. Joseph’s University



FROM THE NORTH:

New Jersey Turnpike to Exit 6 (PA Turnpike connector). Follow PA Turnpike to Exit 20 (Rt. 476—Blue Route). Follow Rt. 476 South to Rt. 76 East toward Philadelphia. Follow Rt. 76 East to Exit 33 (Rt. 1, City Avenue). Follow two miles to Saint Joseph's University.

For Parking: Turn Left onto 54th Street. [*] Go approximately 1/4 block to the parking lot entrance on the right. That will put you in the Mandeville Hall parking lot. There is an entrance on each side of the building.

FROM THE SOUTH:

Take Interstate 95 North to Route 476 North (Blue Route). Follow Route 476 North to the Springfield/Route 1 North Exit. Saint Joseph's University lies approximately 12 miles North on Rt. 1 (City Avenue). Go down City Avenue to 54th Street.

For Parking: Turn Right onto 54th Street. See Parking above [*]

FROM THE WEST:

Take the PA Turnpike to Valley Forge Exit (Exit 326). Go east off the Turnpike exit onto Route 76 (the Schuylkill Expressway) to Philadelphia and follow to the City Avenue Exit. Continue on City Avenue approx. 2 miles to 54th Street.

For Parking: Turn Left onto 54th Street. See Parking above [*]

FROM THE EAST:

Take Route 76 West (the Schuylkill Expressway) to City Avenue Exit. Continue on City Avenue approx. 2 miles to 54th Street. For Parking: Turn Left onto 54th Street. See Parking above [*]

About Our Host

Our spring meeting will be hosted by the Master of Science in Business Intelligence program, at Saint Joseph's University, Erivan K. Haub School of Business

The Master of Science in Business Intelligence Program at Saint Joseph's University is designed for professionals looking to outperform their competitors by integrating technology and quantitative skills into a relevant, functional business context. This innovative program allows students to earn their advanced business credentials from an AACSB accredited university in as little as two years, all while working full time and staying competitive in their field.

Students in the Master of Science in Business Intelligence Program at Saint Joseph's University have the choice of participating in an accelerated on-line program or a traditional evening curriculum held on campus. Both part-time programs offer professionals the unique opportunity to earn an advanced business degree and build their business intelligence expertise.

For more information visit:
<http://www.sju.edu/academics/hsb/grad/msbi/>.

Thank You to our Host

The PhilaSUG Executive Committee wishes to thank Patricia D. Rafferty, Director, Erivan K. Haub School of Business, Saint Joseph's University In addition, we wish to thank Michael Davis and Randy Noga of the PhilaSUG Executive Committee for their efforts to coordinate this meeting.

Host Sites Wanted

We continuously seek host sites for future PhilaSUG meetings. There is not a lot of work involved, and it is a great way to put your company on the local SAS map. We need your help with this. If your company would like to host a meeting, within reasonable geographic proximity to Philadelphia, PhilaSUG would be grateful if you would contact Barry Cohen at President@PhilaSUG.org.

E-mail Announcements

PhilaSUG-L is a low volume, announcement-only e-mail notification service provided free of charge to all members who wish to subscribe. In order to sign up for this service, you need only send a blank e-mail message to: [PhilaSUG-](mailto:PhilaSUG-L-subscribe@onelist.com)

L-subscribe@onelist.com. Note that you can subscribe as many times with as many different e-mail addresses as you wish to have the e-mail sent to; e.g., home and office.

PhilaSUG Executive Committee

Barry Cohen, President	
John Cohen, Membership	
Diane Foose, Treasurer	
Robert Schechter, Web Master	
Ellen Asam	Jonas V. Bilenas
Max Cherny	Michael Davis
John Dennis	Lee Dodoo
Timothy Kelly	Jessica Lam
Karin LaPann	Robert Nicol
Randy Noga	Terek Peterson
Donna Usavage	


PhilaSUG Web Site

Our site on the World Wide Web always contains the latest information concerning upcoming meetings, SAS training and seminars, links to SAS related hot topics, and local SAS job opportunities.



Visit us regularly at: <http://www.PhilaSUG.org>

Presenters Wanted



You are invited to be a presenter. The PhilaSUG Executive Committee requests presentation abstracts from individuals who wish to participate actively in our meetings by presenting various SAS topics in the form of delivered papers or posters. This is a great way to share your knowledge with others, to brush up your presentation prior to delivery at NESUG or SUGI or some other major conference, and to gain confidence as a speaker. Short technical SAS related articles are also desired for inclusion in the Newsletter. If this is of interest to you, please use the online abstract submission form found on our web site. Presentations can be from a few minutes to 50 minutes. If you wish to participate, the deadline for the fall meeting is **August 9th**. Your abstract must be submitted online at our web site.

Paper Abstracts

Development on a Dime: Creating Your SAS Programming Environment,

Michael Davis, Health Market Science

When the author joined HMS, the use of SAS software was new to his organization. Given a preference for software development tools that were inexpensive and open-source, the author assembled a SAS development environment to make program creation and data analysis easier and faster. Key elements of this environment include:

1. Notepad++ Editor, configured to color-code key SAS words
2. library of frequently used program templates, routines and lookup tables
3. departmental Autoexec.sas program and Autocall macro library

Batch processing is the author's favorite mode of executing substantial SAS programs so he modified his MS Windows desktop mode so the development environment was adjusted to make it easier to create new SAS programs.

Recently, SAS was also licensed and installed on a Linux server. The author is currently at work to update the development environment so that programs can be run.

Michael Davis is a Senior SAS Analyst for Health Market Science in King of Prussia. He undertakes programming and statistical analysis in support of product development. He previously worked for Aetna, Blue Cross & Blue Shield of Connecticut and the Connecticut Hospital Association. Michael has been a SAS user since 1985 and previously specialized in developing decision support, data warehousing and web-based systems with SAS software. He has frequently presented papers at SUGI/SGF, NESUG, and local SAS user groups. Michael holds a Masters in Health Administration from Duke University.



Effective Use of RETAIN Statement in SAS Programming,

Yi Zhao, Merck & Co. Inc.

In data step, SAS automatically sets variables to missing before each iteration. The RETAIN statement could be used to keep a data value from the current iteration of the data step to the next. It allows values to be kept across observations, enabling us to do data comparison between rows and perform complex data manipulation. However, the RETAIN statement is one of those tricky SAS statements which, if not used wisely, would result in unexpected, and often unnoticed, data processing errors. This paper presents four major areas of usage for the RETAIN statement. They include: (1). Carry over values from one observation to another; (2). Compare values across observations; (3). Assign initiate values for variables; and (4). Arrange the variable order in output dataset. Sample program codes and tips are provided and discussed.

Yi Zhao has been a SAS programmer for 15 years. He started at Merck 8 years ago as a Clinical Systems Analyst developing clinical trial collectors, creating queries, listings and summary tables. He was also involved in database and Internet application development. Currently, he is a Sr. scientific programming analyst providing SAS programming support for drug studies.



Table Lookups: Getting Started With Proc Format,

John Cohen, AstraZeneca LP

Table lookups are among the coolest tricks you can add to your SAS® toolkit. Unfortunately, these techniques can be intimidating both conceptually and in terms of the programming. We will introduce one of the simplest of these techniques, employing Proc Format and the CNTLIN option as part of our construct. With any luck, this will prove both easy-enough to program and more efficient to run.

John has been working in the Pharmaceutical Industry for over seventeen years, presently supporting Commercial Analytics at AstraZeneca LP. He thinks he remembers writing his first SAS program in 1976, but he can't seem to remember anymore what it stands for. He lives in Newark, DE with his wife and two basset hounds. In his spare time he likes to eat and sleep.



Using PROC RANK and PROC UNIVARIATE to Rank or Decile,

Jonas Bilenas, JP Morgan CHASE

In direct marketing applications prospects are often ranked by scores that predict response, risk and/or profitability. Justification is to evaluate lifts in performance by soliciting the most profitable individuals as defined by score ranking. Many programmers write complicated code using PROC SORT, MACRO calls, and DATA STEPS to rank or decile these scores. These programs often don't handle score ties which can result when 2 or more prospects with the same score end up in 2 or more ranks. We will show how using PROC RANK will provide a quick and simple way to rank or decile individuals that will handle ties with the PROC RANK TIES option. We will look at the syntax of PROC RANK with a number of examples and applications. Since PROC RANK does not have a WEIGHT statement to handle weighted samples we will show how to handle weights using PROC UNIVARIATE and PROC FORMAT to perform a weighted ranking.

Jonas Bilenas is VP of Decision Science at JP Morgan Chase Bank in the area of Consumer Acquisitions and Targeting. Jonas has been using SAS since 1986 in areas of credit modeling, reporting, experimental design, simulation and optimization. He is the author of the SAS Press Book, The Power of PROC FORMAT, and is currently working on a new book with the tentative title of SAS Applications in the Credit Industry.



Poster Abstracts

Taming the Box Plot,

Sanjiv Ramalingam, Octagon Research Solutions

The box plot procedure is used to portray the range, quartiles and outliers if any in the data. The PROC BOXPLOT procedure can be used to obtain the necessary graphic but certain situations may arise where direct application of the procedure and use of the plethora of options that come along with it may not be sufficient to get the desired graph. One such application is discussed in detail. This should empower the reader upon understanding to create any box plot that the reader may wish to create. The methodology discussed assumes that the reader has at least a modicum of understanding of the Annotate feature.

Sanjiv Ramalingam is presently working as a Clinical SAS Programmer/consultant at Octagon Research Solutions. A Base SAS Certified professional and a prolific SAS user, he holds a Masters degree in Biomedical Engineering. He has a publication in the Journal of Interventional Cardiac Electrophysiology and has also presented posters at the Biomedical Engineering Society, Gill Heart Institute and FASEB (Experimental Biology). He will also be presenting a paper at PharmaSUG 2009.



Building a Simple Document Server with SAS/IntrNet and Microsoft Word

John A. Ulicny, Temple University

SAS/IntrNet is an established tool for enabling SAS applications to run and display output via the web. Typical applications almost always involve manipulating and/or displaying combinations of character and numeric SAS data. SAS/IntrNet software can also be used to provide the end user with the ability to enter data into a dataset through HTML forms and to download data from the server. This paper will illustrate another use – the display and management of a collection of word processing documents.

John Ulicny is a statistical programmer at the Temple Bone Marrow Transplant Program in Philadelphia. He has over 20 years experience in programming and health care data management, using SAS for most of that time in both the clinical and the business settings. His interests include statistical analysis and web enablement of SAS applications. John has an MS in applied statistics and is a SAS certified programmer.

Philadelphia Area SAS User Group (**PhilaSUG**) Membership Form

To speed through registration complete this form (please print) and return it to the registration desk of any PhilaSUG meeting (do **NOT** mail it). Checks should be made payable to PhilaSUG. Our membership year runs from Jan. 1 to Dec. 31. Dues for the year are \$20.

This is a ___ new, ___ renewal or ___ update / correction.

Name: _____

Affiliation: _____

Address: _____

City: _____ STATE: _____ Zip: _____

Day Time Phone Number: () _____ - _____

PhilaSUG-L is a low volume, announcement-only e-mail notification service provided free of charge. By subscribing you'll be notified of the latest information about upcoming events, especially meeting announcements. By listing your e-mail address below you will be added to the electronic mailing list, you can cancel at anytime.

E-mail: _____

(Be sure to clearly distinguish a dash from an underscore)

For updates / corrections, please list your old / incorrect information below:



PhilaSUG
PhilaSUG Membership
17 Kensington Lane
Newark, DE 19713-3706